



District Report Card: 2017


State: West Bengal	District: South Twenty Four Pargan
Class: 3	Subject: Mathematics
Schools: 61	Students: 1219


Participation/Coverage


Students

<div>GENDER</div> <div></div>	Boys		Girls	
	Number	%	Number	%
	596	48.89	623	51.11

<div>AREA</div> <div></div>	Rural		Urban	
	Number	%	Number	%
	1105	90.65	114	9.35

<div>CATEGORY</div> <div></div>	SC		ST		OBC		GEN	
	Number	%	Number	%	Number	%	Number	%
	467	38.31	16	1.31	237	19.44	499	40.94

<div>CWSN</div> <div></div>	LD	VI	HI	S&LD	ID	Oth
	3	1	0	2	3	28

<div>Management</div> <div></div>	Government		Government-aided	
	Number	%	Number	%
	555	45.53	664	54.47

Average Performance of Students in Mathematics (%)

Overall	Gender		Area		Management		Social Group			
	Male	Female	Rural	Urban	Govt.	Aided	SC	ST	OBC	GEN
73.91	74.18	73.64	74.49	68.25	77.05	71.29	75.35	65.83	72.71	73.39

Performance on Learning Outcomes (LOs)

Learning Outcomes	Description	Average Performance(%)
M301	Reads and writes numbers up to 999 using place value	72.67
M302	Compares numbers up to 999 based on their place values	79.66
M303	Solves simple daily life problems using addition and subtraction of three digit numbers with and without regrouping	68.50
M304	Constructs and uses the multiplication facts (up till 10) in daily life situations	76.46
M305	Analyses and applies an appropriate number operation in the situation/ context	70.80
M306	Explains the meaning of division facts by equal grouping/sharing and finds it by repeated subtraction	76.78
M309	Identifies and makes 2D-shapes by paper folding, paper cutting on the dot grid, using straight lines etc.	86.51
M311	Fills a given region leaving no gaps using a tile of a given shape	52.57
M312	Estimates and measures length and distance using standard units like centimeters or meters & identifies relationships	55.78
M317	Reads the time correctly to the hour using a clock/watch	79.33
M318	Extends patterns in simple shapes and numbers	68.88
M319	Records data using tally marks, represents pictorially and draws conclusions	83.68

Range of Performance of Students who Answered Correctly							
Below 30%		30% - 50%		50% - 75%		Above 75%	
Number	%	Number	%	Number	%	Number	%
69	5.66	120	9.84	361	29.61	669	54.88

Lowest Performing Learning Outcomes (LOs)

- 1 - Fills a given region leaving no gaps using a tile of a given shape (52.57)
- 2 - Estimates and measures length and distance using standard units like centimeters or meters & identifies relationships (55.78)
- 3 - Solves simple daily life problems using addition and subtraction of three digit numbers with and without regrouping (68.50)
- 4 - Extends patterns in simple shapes and numbers (68.88)
- 5 - Analyses and applies an appropriate number operation in the situation/ context (70.80)